





12V FLURO' LIGHTS

12V DC Accessories for illuminating your cars high end installations. Also suitable for other highlighting applications like shopfront displays, lighting effects, etc. Very low power consumption. Easy installation.



NEON RODS 8"

260mm long wand with a 150mm long neon lamp. Protective plastic. 3 metre lead that plugs into a car cigarette lighter socket 12v or wire in directly. Designed for highlighting subwoofer and other car audio presentations, etc.



COLOUR CODE
Blue LU8B
Green LU8G
Purple LU8P
Red LU8R

NEON RODS 24"

Extra long wand with extra long neon lamp. Protective plastic. 3 metre lead that plugs into a car cigarette lighter socket 12v or wire in directly. Designed for highlighting audio presentations, etc.



COLOUR CODE
Blue LU24B
Red LU24R



BLACK NEON ULTRA-VIOLET

Invisible to the naked eye but makes whites and fluro' colours magically glow! 360 x 40 x 40mm Adjustable reflector angle. On/Off switch. 12V for in car connection to a cigarette lighter socket. Code LU15BK



NEON RODS 12" PLASMA

Dazzling neon rods that produce an exciting plasma effect. 370mm long wand with a 250mm long neon lamp. Protective plastic. 3 metre lead that plugs into a car cigarette lighter socket 12v or wire in directly. Designed for highlighting audio presentations, etc.



COLOUR CODE
Blue LU14B
Red LU14R

MINI STROBE LIGHTS

Two flashes per second. Compact display lighting effect from 12Vdc. Trip the light fantastic!



COLOUR CODE
Clear LU6NC
Blue LU6NB
Green LU6NG
Purple LU6NP



NEON RODS 12"

370mm long wand with a 250mm long neon lamp. Protective plastic. 3 metre lead that plugs into a car cigarette lighter socket 12v or wire in directly. Designed for highlighting audio presentations, etc.



COLOUR CODE
Blue LU12B
Green LU12G
Purple LU12P
Red LU12R
Yellow LU12Y
White LU12W



All these items are sold for decorative use internally to the vehicle and used while off-road only because while driving, these accessories could prove distracting. Laws concerning the use of auxiliary and internal lighting vary from state to state. We recommend that you check with the local authorities as to permitted usage.



BLACKMAXX

POWER-ACOUSTIK CAR AMPS BLACKMAXX SERIES




2Ω STABLE 2/3/4/5 CHANNEL HIGH POWER AMPLIFIERS WITH EQ

Exceptional value. Heavy duty construction. High output mosfet power. Class AB. Bridgeable & Trimode operation. Soft start and muting. Black with brushed aluminium detailing. All amps have adjustable high and low pass filters with level and frequency control. For custom sound control there are also Bass and Treble adjustments. Fully protected for overload, short, power, thermal, etc. BlackMaxx car amplifiers offer power thumping, hard hitting bass and high fidelity in a sleek stylish stealthy design for excellent value!

Specifications:

Hi-Fidelity = 100dB S/N. -1dB @ 10Hz & 40Khz.
 Active Crossover = High pass 60Hz→1.2KHz / Off / Low pass 40Hz→150Hz
 Tone controls = Bass ±18dB 50Hz, Treble ±18dB 10KHz
 RMS = 10Hz → 40KHz 0.5% THD, 4Ω per channel
 TDP = 1KHz 10% THD, Total Dynamic Power 4Ω per channel
 BTL = 1KHz 1% THD, Bridged operation, 4Ω total (2Ω per channel)

CODE	CH	RMS	TDP	BTL	TDP	COST
PA240	2X	40W	150W	80W	300W	\$\$
PA260	2X	60W	200W	120W	400W	\$\$\$
PA450	4X	60W	150W	120W	300W	\$\$\$
PA560	5X	60W	150W	120W	300W	\$
		150W	400W	(5th Channel Only)		



300 WATT 2 CHANNEL

RMS 40W x2 or 80W x1
 TDP 150W x2 or 300W x1
 Fuse 15A
 Size 260 x 58 x 230mm
 Code PA240



400 WATT 2 CHANNEL

RMS 60W x2 or 120W x1
 TDP 200W x2 or 400W x1
 Fuse 25A
 Size 260 x 58 x 275mm
 Code PA260



600 WATT 4 CHANNEL

RMS 60W x4 or 150W x2
 TDP 150W x4 or 300W x2
 Fuse 40A
 Size 260 x 58 x 325mm
 Code PA450



1000 WATT 5 CHANNEL

QUAD 150W AMP PLUS 400W SUB WOOFER CHANNEL

RMS 60W x4 or 150W x2 + 150W 5th Channel
 TDP 150W x4 or 300W x2 + 400W 5th Channel
 Fuse 25A x3
 Size 260 x 58 x 420mm
 Eq. 4 CH HP/LP Adjustable
 1 CH Sub LP Adjustable
 With adjustable Bass Boost
 ALL Eq can be switched out.
 Code PA560





AUTOMOTIVE SPEAKERS

POWER ACOUSTIK 4" 2-WAY 4Ω 60Watt

Coaxial car speaker
 Treated paper cone
 Mylar dome tweeter
 Rubber surround
 Freq. 75-20KHz
 Mount 100mm
 Grill 118mm
 Depth 46mm
 Code PA204
 Per Pair



DUAL CONE OVAL CAR SPEAKER

Size 4x6"
 Power 30Wrms
 Imp' 4Ω
 F 120Hz→20KHz
 Fr 120Hz
 Voice 20mmØ
 Mag. 4.3oz
 Code DC46-30
 ea.



POWER ACOUSTIK 6.5" 150W 1 or 3-WAY 4Ω

Treated paper cone
 Mylar dome mid/high
 Mount 158mm
 Grill 155x167mm
 Depth 55mm
1WAY PA106
 Per Pair
3WAY PA306
 Per Pair



DUAL CONE OVAL CAR SPEAKER

Size 5x7"
 Power 40Wp-p
 Imp' 4Ω
 Code DC57-40
 ea.



POWER ACOUSTIK 6x9" 150W 2-WAY 4Ω

Blue/black car speaker
 Treated paper cone
 Mylar dome 1/2" high
 Large 10oz magnet
 Freq. 50-20KHz
 Mount 150x225mm
 Grill 175x255mm
 Depth 75mm
 Code PA269
 Per Pair



4" DUAL CONE CAR SPEAKER

Cloth surround
 200g magnet
 Power 40Wp-p
 Imp' 4Ω
 Code DC4-40
 ea.



POWER ACOUSTIK 6x9" 200W 3-WAY 4Ω

Injection molded cone
 Mylar cone 2.5" mid
 Mylar dome 1/2" high
 Large 10oz magnet
 Freq. 50-20KHz
 Mount 150x225mm
 Grill 175x255mm
 Depth 75mm
 Code PA369
 Per Pair



5" DUAL CONE CAR SPEAKER

Size 5"
 Power 40Wp-p
 Imp' 4Ω
 Code DC525-40
 ea.



COMPACT CAR SPEAKERS PARCEL SHELF

Only 220 x 100mm face
 and 100mm deep.
 60W peak music power,
 3" Woofer, 3 way, 4Ω.
 Tough plastic with metal grill,
 supplied with speaker cable.
 Code PA930
 Per Pair



WEATHERPROOF SPEAKER PAIRS

White, One piece construction.
 Tough, Durable, Suit RVs, etc.
5" 1Way 60Wmax 4Ω
 SA501 \$ Pair
6.5" 1Way 80Wmax 4Ω
 PA601 \$ Pair
6.5" 2Way 80Wmax 4Ω
 SA602 \$ Pair
8" 2Way 100Wmax 4Ω
 SA802 \$ Pair



MINI-CUBE SPEAKERS

Very compact 2-way 4Ω.
 40W 3.5" 5oz. Only 9cm³
 barium-ferrite with
 super piezo tweeters.
 Supplied with hardware.
 Black SA910B
 White SA910W
 Per Pair



POWER ACOUSTIK 4Ω SUBWOOFERS

Polypropylene cone for solid low bass and extended low frequency without cone breakup. 2" Aluminium voice coil. Strontium magnet. Steel basket.



Code	Imp.	Fr	Sens.	Pmax	Qms	Qes	Qts	Vas	
SW-8	3.4Ω	43Hz	87dB	180W	4.67	0.85	0.72	40L	\$
SW-10	3.4Ω	33Hz	89dB	200W	3.63	0.74	0.62	117L	\$
SW-12	3.7Ω	25Hz	88dB	300W	3.63	0.85	0.69	240L	\$

PEERLESS 4Ω SUBWOOFER 10"

Top-Of-The Shelf quality multi-layer sandwich cone extra long stroke surround high flux double magnet Cast iron basket. *The Best!*
 Z 4Ω (2.4Ω@133Hz)
 Fs 28.5Hz
 Sens' 92.2dB
 Magnet 2.5Kg
 Power 300Wrms
 Qms 6.37
 Qes 0.42
 Qts 0.39
 Vas 21.4L
 Code 830514

WARNING! Requires 2 ohm stable amp!



8Ω version
 See section 6
 Code 830452

<http://www.wescomponents.com/peerless/830514.pdf>

DAICHI 4Ω SUBWOOFERS DELUXE

High-grade dense paper pulp cone doped in polypropylene for a rigid and acoustically solid performance sub woofer. Extended low frequency without cone breakup. 2" Aluminium voice coil. Strontium magnet. Heavy duty construction. Stronger steel basket. High exertion surround. Purple cone, black surround. Ventilated pole piece. Wide linear spider. Excellent steel frame subs. Made in the Philippines.



Code	Imp.	Fr	Sens.	Pmax	Qms	Qes	Qts	Vas	
CS80	3.9Ω	36Hz	88dB	160W	5.45	0.59	0.53	46L	\$
CS100	4.0Ω	34Hz	89dB	200W	5.07	0.47	0.43	75L	\$
CS120	4.7Ω	25Hz	91dB	300W	5.46	0.35	0.33	203L	\$
CS150	4.0Ω	22Hz	90dB	350W	2.68	0.58	0.47	360L	\$

PEERLESS 4Ω SUBWOOFER 12"

Balistic performance sub multi-layer sandwich cone extra long stroke surround high flux double magnet Cast iron basket.
 Z 4Ω (2.2Ω@115Hz)
 Fs 28.2Hz
 Sens' 93.5dB
 Magnet 2.5Kg
 Power 300Wrms
 Qms 4.81
 Qes 0.32
 Qts 0.30
 Vas 80.5L
 Code 830515

WARNING! Requires 2 ohm stable amp!



8Ω version
 See section 6
 Code 830500

<http://www.wescomponents.com/peerless/830515.pdf>

SPEAKER SECTION SIX

We stock a large range of drivers for HiFi replacement and for your own speaker box designs.



See Section 6

Below are some drivers specifically for car sub-woofer designs.

For box size information:
www.wescomponents.com/peerless



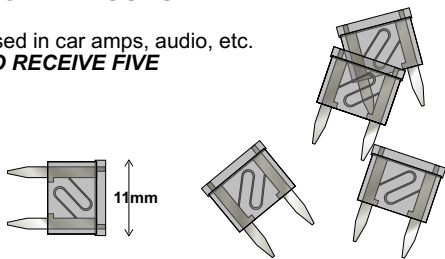
ATS AUTOMOTIVE FUSES

Miniature fuse used in car amps, audio, etc.

ORDER ONE TO RECEIVE FIVE

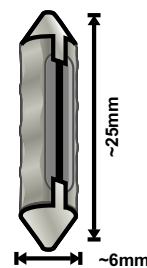
- ATS2 ATS10
- ATS3 ATS15
- ATS4 ATS20
- ATS5 ATS25
- ATS7.5 ATS30
- ATS35

Card



GBC AUTO FUSE

- GBC5
- GBC8
- GBC16
- GBC20
- GBC25
- GBC35

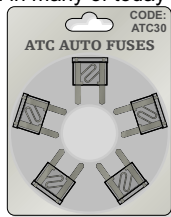
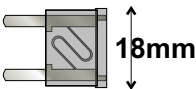


ATC AUTO FUSE

Popular type "Spade terminal" As used in many of today's cars.

ORDER ONE TO RECEIVE FIVE

- ATC2 ATC10
- ATC3 ATC15
- ATC4 ATC20
- ATC5 ATC25
- ATC7.5 ATC30
- ATC35



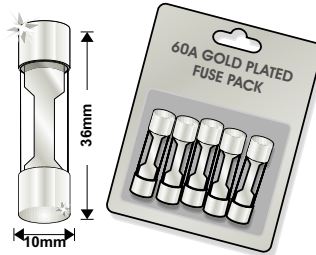
HIGH CURRENT 5AG FUSES

Gold plated. Heavy duty. in high-end audio.

See next page for holders.

Order One to Receive Five

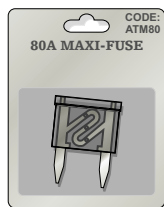
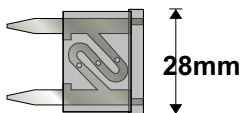
- MFL10 10A
- MFL20 20A
- MFL30 30A
- MFL40 40A
- MFL50 50A
- MFL60 60A



ATM MAXI-FUSE

Jumbo sized and Gold plated for high currents.

- Code ATM20
- ATM30
- ATM40
- ATM50
- ATM60
- ATM70
- ATM80



AUTOMOTIVE RELAY

12V 30A Tag mount
SPDT TW3415



+ HOLDERS TO SUIT:
SOLDER TERMINALS
Code TW3417

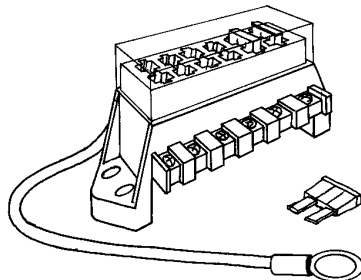
80cm WIRING HARNESS
Code TW3416



ATC FUSE BLOCK

Designed for multiple hook-up of accessories, each with individual screw terminal outputs. Accepts up to six fuses. (Not included)

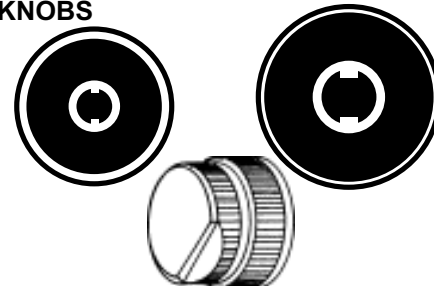
Code AFB400



CAR RADIO KNOBS

Set of 4 Parts.
Style may vary slightly from stock.
Suit most popular older style rad/cass'

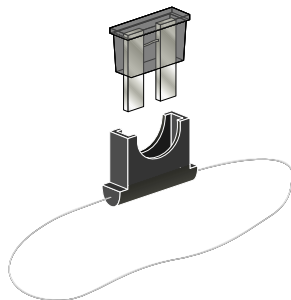
Code KNB40



ATC INLINE FUSE

General purpose
Suit ATC plug-in fuses with wiring.
No soldering required.

Fuse not included.
MAX 30A
Code JEF703



ACCESSORIES CONNECTOR


- Standard Plug P801
- Fused Plug P810
- Chassis Jack J800
- In-Line Socket J802
- Double Adaptor DCL30



ATC WATER RESISTANT

Heavy duty design for use in unprotected places on boats, under car bonnets, etc.

Fuse not included.
MAX 30A
Code FH18



DASH SWITCH

- 12V 20A Very HQ!
- DPST SW-VAD1
- Momentary SW-VBD1
- C-Off SW-VJD1
- Momentary SW-VLD1

More Switches - Section 2
More Fuses - Section 2
More Plugs - Section 7
More anything else - Index



8→4 GAUGE CABLE INLINE FUSE HOLDER

Gold plated 5AG Fuse holder
 Uses 10→60A MFL type fuses.
 Designed for engine bay conditions. Accepts either 4AWG or 8AWG size cables.
 With mounting bracket.
REQUIRES MFL FUSE !
4/8AWG
 Code FH512



5AG GOLD PLATED HIGH CURRENT FUSES

Order 1 to receive a card of 5 38 x 10mm
 Size Code
 10A MFL10
 20A MFL20
 30A MFL30
 40A MFL40
 50A MFL50
 60A MFL60




MAXI SPADE HIGH CURRENT FUSES

Size Code
 20A ATM20
 30A ATM30
 40A ATM40
 50A ATM50
 60A ATM60
 70A ATM70
 80A ATM80



0→2 GAUGE CABLE INLINE FUSE

Gold plated Brass
 Clear plastic
 Weather proof
 No fuse included.
 Extreme high current!
 Cable Entry 12mm
 Grub screw hold;
 Min=5mm, max=13mm.
 Code AP462



"ANL" FUSES TO SUIT

Fuse	Code
80A	AP466
100A	AP467
150A	AP468
200A	AP469

RESETTABLE CIRCUIT BREAKER CAR

With test button.

70A
 Code CRB70
100A
 Code CRB100
140A
 Code CRB140



SILICONE BOOT
 Code BSC100

5AG FUSED DISTRIBUTION BLOCKS

Gold plated 5AG with clear plastic heavy duty cover.
 Uses 10→60A MFL type fuses.
 Single in, multiple out.

4AWG → 2x8AWG
 Code FDB526

4AWG → 3x8AWG
 Code FDB525

4AWGx2 → 4x8AWG
 Code FDB524



POWER DISTRIBUTION BLOCKS

Gold plated block encapsulated in a clear mounting bracket. Allan keyed.

1x4AWG → 4x8AWG
 Code PDB520

ABOVE DUAL
 Code PDB522




MAXI SPADE FUSED DISTRIBUTION BLOCKS

Gold plated with clear plastic heavy duty cover.
 Uses 20→80A ATM type fuses.
 Single in, multiple out.

4AWG → 2x8AWG
 Code FDB533

4AWG → 3x8AWG
 Code FDB532

4AWGx2 → 4x8AWG
 Code FDB531




CABLE JOINERS

Gold plated
 Heavy Duty
 Includes clear insulator.

4AWG
 Code PCJ504

8AWG
 Code PCJ508



GOLD PLATED BATTERY CLAMPS

Compatible with
PRT500, etc.

NUT POSITIVE
With 2x8AWG clamps
Code GBT110

NUT NEGATIVE
With 2x8AWG clamps
Code GBT112



GOLD SPADE CONNECTORS

24K Gold plated with coloured boot.
Suit Speaker terminals. etc.
Sold individually, Red or Black.

14→12AWG (3.5mm) → 4mm SPADE
RED TS300
BLACK TS301

14→12AWG (3.5mm) → 6.3mm SPADE
RED TS310
BLACK TS311



GOLD PLATED MULTI BATTERY TERMINALS

2x4AWG and
2x8AWG with
Allan Key screws.
POS GBT120

NEG GBT122

1x4AWG and
2x8AWG with
Allan Key screws.
and 1x screw
terminal.
POS GBT130

NEG GBT132

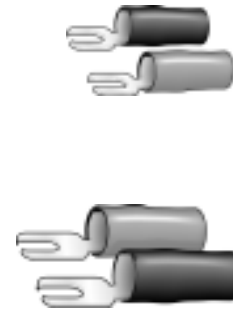


GOLD SPADE TERMINATORS

24K Gold plated with coloured boot.
Suit 4mm diameter terminals. etc.
Sold individually, Red or Black.

14→12 AWG (3.5mm)
RED TS200
BLACK TS201

10→8 AWG (5mm)
RED TS500
BLACK TS501



SILICONE INSULATOR/COVERS


Clear protectors for insulation.

SUIT GBT110/112
Code BSC110

SUIT GBT120/122
Code BSC120

SUIT PRT500
Code BSC130

SUIT CRB70, etc.
Code BSC100



GOLD SPADE TERMINATORS R/A

24K Gold plated with coloured boot.
Suit 4mm diameter terminals. etc.
Sold individually, Red or Black.

14→12 AWG (3.5mm)
RED TS250
BLACK TS251

10→8 AWG (5mm)
RED TS550
BLACK TS551



POWER RING TERMINALS

Gold plated High current.

00 AWG
Code PRT500

02 AWG
Code PRT502

04 AWG
Code PRT504

08 AWG
Code PRT508



GOLD RING TERMINATORS

24K Gold plated with coloured boot.
(Xmm) is Hole Diam & Cable entry.

10→8 AWG (Ring 5mm/D)
RED TR85
BLACK TR86

10→8 AWG (Ring 8mm/D)
RED TR80
BLACK TR81

8→4 AWG (Ring 8mm/D)
RED TR40
BLACK TR41



AMPLIFIER INSTALLATION KITS

All the parts required for a car amp installation in a simple and easy solution. Excellent idea for people doing a one-off installation as only required lengths of cable and recommended bits are supplied (cable ties, terminals). Suit the professional installer, saving time and money, and with instructions for the rest of us. www.tdj.com.au

QUAD 600WRMS 100Amax

RCA 2x Pair (4ch) 5M ea.
6 AWG Power 6 Meters
6 AWG Earth 0.5 Meters
50A AGU fuse & holder
16 AWG Speaker 10 Meters
Trigger Blue 5 Meters
Gold plated terminals, etc.
Code AP956



AP956

STEREO 300WRMS 50Amax

RCA Pair (2ch) 5 Meters
8 AWG Power 6 Meters
8 AWG Earth 0.5 Meters
50A AGU fuse & holder
16 AWG Speaker 9 Meters
Trigger 5M, Terminals, etc.
Code AP955



AP954 & AP955 are similar except stereo.

STEREO 100WRMS 20Amax

RCA Pair (2ch) 5 Meters
10 AWG Power 6 Meters
10 AWG Earth 0.5 Meters
18 AWG Speaker 9 Meters
Trigger 5M, Fuse, etc.
Code AP954



SOUNDLINK OFC SPEAKER CABLE

Twin pair High Grade 99.95% OFC with Clear Jacket


18AWG AIC335
50M
18AWG AIC1335
100M

15AWG AIC727
50M

13AWG AIC745
50M

11AWG AIC772
50M

9AWG AIC7109
50M



SOUNDLINK OFC POWER INTERCONNECT

High Grade Flexible 99.95% OFC Available Red OR Black.

8AWG 92A 7mm OD

Transparent Jacket
RED APC1280
BLACK APC1281
50M



4AWG 180A 7mm OD

Heavy Duty Jacket
RED APC1040
BLACK APC1041
50M



Also available in clear - See Section Thirteen...

CAR AMP POWER CABLE KIT - 0.5 / 1KW

4 AWG POWER KIT

5M x 4 AWG Red
1M x 4 AWG Black
2 x Ring Terminal
1 x Fuse Holder
1 x 60A Fuse
Req' Battery connector
Code PWK4



8 AWG POWER KIT

5M x 8 AWG Red
1M x 8 AWG Black
2 x Ring Terminal
1 x Fuse Holder
1 x 50A Fuse
Req' Battery connector
Code PWK8



SOUNDLINK OFC SHIELDED AUDIO CABLE

Low Loss 99.95% OFC & Aluminium Foil

7mm OD Crimson

Code AIC227
50M

8mm OD Electric Blue


Code AIC228
50M

6mm ODx2 Twin Navy Blue

Code AIC236
50M

Also available

Other Cable - Page 13-1
RCA Plugs - Page 7-1



POWER & TRIGGER CABLE OFC SINGLE

16 gauge transparent
Super-flexible 3mm O/D
65 strands of 0.16mm
pure OFC (Copper).
Colour Code 100M
Red AP911
Black AP912
BLUE AP913



HIGH QUALITY OFC INTERCONNECTS

99.95% OFC Ready made Audio Connectors

DUAL RCA TO RCA


0.1M OFC606

0.8M OFC607

1.5M OFC608

3M OFC612

5M OFC614



MOBILE PHONE CAR ACCESSORIES

We stock a large range of In-Car accessories for your model mobile phone. Too many to list here!

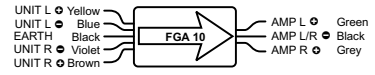
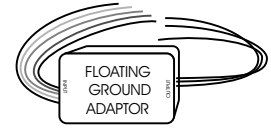
Many Hands-Free Car Kits, Permanent or quick install. Chargers, antennae adaptors. Lots of Antenna solutions, 4WD whips, Thru-Glass, Invisible. Speakers, microphones, cradles, Universal mounting solutions, Cable, plugs, adaptors, bases, Plus much, much more!



Cellink Catalogue Code *CELCAT*
Or See Section 17.

FLOATING GROUND ADAPTOR

Converts car stereo outputs that are floating earth (BTL) into common ground for connection to Equalizer/Boosters etc. which have common ground in. Code FGA10



NB: Correct Current Stock - May Change Without Notice.

TRANSIENT CAR KITS

PLUG-N-GO

Compact speaker/mic module that simply and quickly plugs into the accessories socket and your phone!

Too many models to list here! Please see section 17 or give us a call !

PLUG-N-HOLD

Similar to above but with a cradle to hold your phone.



SPEAKER TO RCA CONVERTER

Matches the high level output of speakers from a cars original stereo to a lower level RCA output for use with todays modern line level equipment. Adjustable output levels Suitable for both standard and high power outputs. Total earth isolation with high quality core transformers
fr = 10Hz → 50KHz ±1dB
Base 65x90(x28H)mm
Code AX-HL



DRIVE-SAFE MOBILE PHONE CAR KITS

A new system of Mobile Phone In-Car Hands Free kits offer a versatile system of easy-to-install solutions and a simple, affordable upgrade path that will appeal to people who dont want to install a new car-kit when they change their phones. For installers, it means less stock to hold yet hold a wide range.

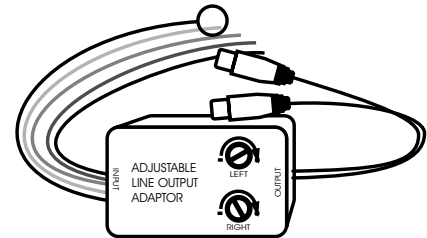
Three options of kit are available with numerous add-on cradles to suit various models of mobile phones.

Please see page 17-14 for information or please enquire for a cellink brochure.
A NEW GENERATION OF CAR KIT SOLUTIONS!




SPEAKER TO RCA CONVERTER

Accepts both 'Common Ground' input as well as 'Floating Earth' or 'BTL' type. Output is RCA for modern car audio. With Volume Trim for L & R. Metal box. Gold plugs. Code ALA15



CAR RADIO MUTE


Trigger-line controlled power-thru switch box. Suitable for our HFK hands-free kits. Mutes radio by the trigger voltage from the HFK switching OFF the relay and therefore the radio. 10A max. Easy to install. Code RMC100



POWER-IN
12Vdc
GROUND
POWER-OUT
TRIGGER-IN

GROUND LOOP ISOLATOR

Total earth isolation with high quality core transformers. Stereo. Negligible signal loss. Gold RCA plugs to sockets. Compact case, 50cm lead. Suitable for testing earth loop problems in car stereo, home HiFi, PA or for permanent installation. fr = 10Hz → 50KHz ±1dB
Code ES11



For RCA Jumper Leads See Section Seven

SUBWOOFER X-OVER

Stereo 12dB Low-pass active filter. Compact design for adapting a subwoofer to your system. Gold plated RCA I/O Adjustable output levels 80/125/250Hz LP switch
 S/N 100dB
 THD 0.02%
 Base 65x90(x28H)mm
 Code AX100



COMPACT DISC CASSETTE ADAPTOR

For connecting a portable Disc or Mini-Disc to your car tape deck.
 Code HL104



CAR POWER ADAPTOR

3/4.5/6/7.5/9/12 Volts
 800mA Regulated Fused
 Code CA709

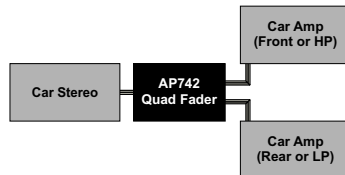


BOTH TOGETHER

Packaged Kit.
 Code CA706

CAR AUDIO FADER CONTROL

2 Channel stereo input
 4 Channel F/R output.
 Gold RCA sockets.
 Line-level. Passive.
 Metal box black.
 73 x 48 x 40mm
 Code AP742



BASS REFLEX PORTS

For port tuning your bass reflex enclosure to suit the new speaker.
 Push-fit type (hole=O/D)

125mm x 60mmØ (70mmO/D)
 Code PORT12560

125mm x 50mmØ (58mmO/D)
 Code PORT12550

80mm x 33mmØ (40mmO/D))
 Code PORT8033



CAR ANTENNA BOOSTER

Adapts inline to any AM/FM car antenna & boosts its signal strength!
 Quality steel box.
 12V.
 Code AP342



SPEAKER SPACERS

Enables easier in car installation of large standard sized speakers.
 eg. Insert large speakers using the original parcelshelf hole!
 Size 6½" (165mm)
 Height 25mm
 Code AP316

Size 6x9" Oval
 Height 40mm
 Code AP318

Height 80mm rear
 Height 40mm front
 Code AP317



20MHZ FM EXPANDER for JAPAN RADIO

SHIFTS FM BAND DOWN BY 20MHZ

Converts Australian FM frequency so it can be received by a Japan/HongKong Car Radio.
 Simply plug in-line with the existing car antenna. 12V
 Code AP743



MDF SPEAKER SPACERS

Un-Painted High-Density particle board for custom installations.
 Suit painting or vinyl covering for a professional modification for larger speaker installations.



ROUND: 3 Sizes 4" or 5"-6" or 6½"

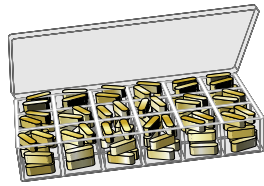
Code	I/D	O/D	H
AP3141	102	140	10
AP3151	133	152	16
AP3161	165	180	16

OVAL: Used for 6"x9" & 7"x10"

AP3191	152x228	200x270	16
AP3191	178x254	As above	"

QUICK DISCONNECT KIT

300 Popular Pieces
22-14 AWG (Red/Blue)
Code TMK300



Each plug is Available
in Bulk packets of 100
See WES Section Seven

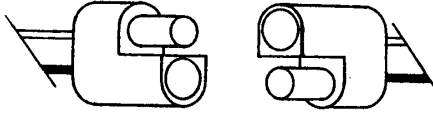
"ISO" STEREO HARNESS FEMALE

Female "ISO"
Connector to
Bare Wire ends
with EIA Colour.
X2 (Power & Speaker)
Code APP7200



AUTOMOTIVE QUICK DISCONNECT

Code QD2P



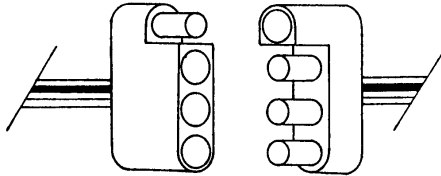
"ISO" STEREO HARNESS MALE

Male "ISO"
Connector to
Bare Wire ends
with EIA Colour.
X2 (Power & Speaker)
Code APP7201



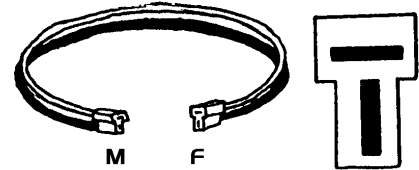
AUTOMOTIVE QUICK DISCONNECT

Code QD4P



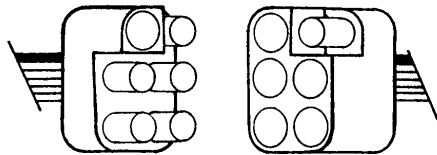
2 PIN CAR STEREO HARNESS

Code WH18



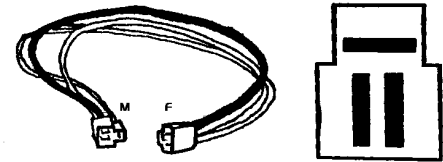
AUTOMOTIVE QUICK DISCONNECT

Code QD6P



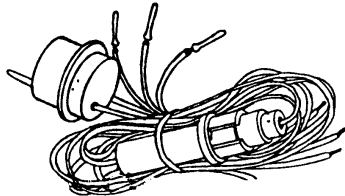
3 PIN CAR STEREO HARNESS

Code WH20



UNIVERSAL CAR HARNESS

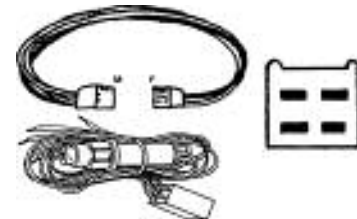
5 Pin locations
Includes
Fuse Holder
Code UWH1



4 PIN CAR STEREO HARNESS

Code WH22

PLUG ONLY
With Fuse Holder
WH16



4 PIN CAR STEREO HARNESS

Code WH10



Code WH12

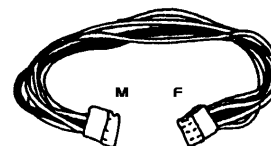


Code WH14



6 PIN CAR STEREO HARNESS

Code WH24



DC POWER LEADS

Suit CB radio, etc.
Plug to Bare wire.
Fused. Red/Black.

2 Pin DCL1



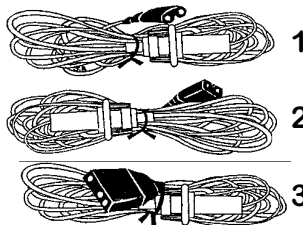
2 Pin DCL2



3 Pin DCL3


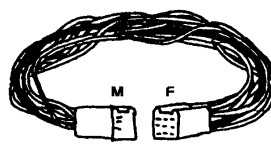


ea.



9 PIN CAR STEREO HARNESS

Code WH26



CAR STEREO HARNESS - INTRO'

Time Savers for car audio connections.

All Wiring harnesses are EIA Colour Coded and are packaged with instructions.
 Note: Colours and instructions may vary depending on unit.
Several Solutions Available:



CHRYSLER JEEP

Harness Code
 ISO Adaptor APP020
 Unit Socket AP1020

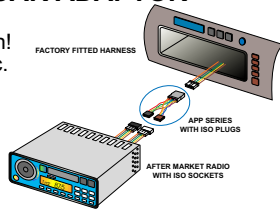


APP020

ISO HARNESS - ISO → CAR ADAPTOR

Mega-Quick Installation Solution!
 ISO suits Philips, Blaupunkt, etc.
All have the same "ISO"
2 x 8 pin plugs
(Plugs into Unit)

→
All have different Dash Connectors.
(Plugs into Car)



DAEWOO Espero, Cielo

Harness Code
 ISO Adaptor APP030
 Unit Socket AP1030

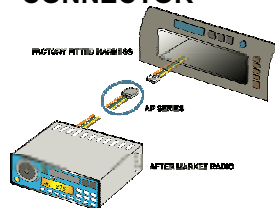


AP1030

UNIT HARNESS - WIRE → CONNECTOR

Work on the bench instead of the dash!
All have BARE WIRES
(EIA Colour Coded)
for rewiring the unit

→
Plug for direct connect
into car dashboard.



DAIHATSU 1989+

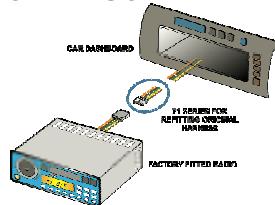
ISO Adaptor APP040
 Unit Socket AP1398D
 Dash Plug AP711398D



AP711398D

DASH HARNESS - CONSOLE PLUG → WIRE

For wiring an OEM car stereo into another vehicle,
 Repairing a cars OEM Harness, etc.
Car Dashboard Plug
 →
Bare Wires (EIA Colours)



FORD FALCON 88-94' EA EB ED

ISO Adaptor APP050
 Unit Socket AP1692F
 Dash Plug AP711692F
 Clarion CLA001
 Kenwood KE10
 Pioneer12 PIO100
 Pioneer16 PIO240

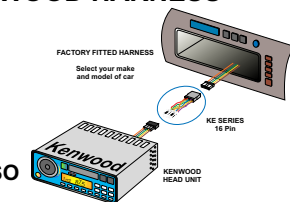


CLA001

DASH HARNESS → KENWOOD HARNESS

For connecting a Kenwood Car Stereo directly to a cars wiring harness. 16 pin. Saves time and hassle.

SOME KENWOOD MAY USE ISO
 See "APP" (2x 8 pin plugs).



FORD FALCON 95-98' EF EL

LASER KN & FESTIVA
 ISO Adaptor APP051
 Unit Socket AP7901F
 Dash Plug AP717901F
 Clarion CLA002
 Pioneer12 PIO105
 Pioneer16 PIO245

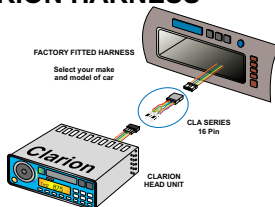


PIO245

DASH HARNESS → CLARION HARNESS

For connecting a Clarion Car Stereo directly to a cars original wiring harness. Neat and professional.

Select your vehicle.



FORD FALCON 99+ AU

ISO Adaptor APP053
 Unit Socket AP1053
 Dash Plug AP711053
 Clarion CLA003
 Pioneer12 PIO250

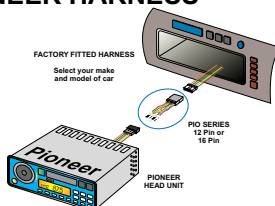


AP1053

DASH HARNESS → PIONEER HARNESS

For connecting a Pioneer Car Stereo directly to a car OEM.

Pioneer12
 12 Pin Socket
Pioneer16
 16 Pin Socket
 (Suit newer models)



HOLDEN COMMODORE 88-93' VN VP

ISO Adaptor APP060
 Unit Socket AP1782H
 Dash Plug AP711782H
 Clarion CLA101
 Kenwood KE20
 Pioneer12 PIO120
 Pioneer16 PIO215



PIO120

HOLDEN COMMODORE 93-97' VR VS

ISO Adaptor APP061
 Unit Socket AP1783H
 Dash Plug AP711783H
 Clarion CLA102
 Kenwood KE22
 Pioneer12 PIO125
 Pioneer16 PIO220



PIO125

mitsubishi 2 PLUG

EARLY MODEL
 ISO Adaptor APP0110
 Unit Socket AP7010
 Dash Plug AP717010
 Clarion CLA301
 Kenwood KE40
 Pioneer12 PIO160
 Pioneer16 PIO280



KE40

HOLDEN COMMODORE 97'+ VT VX

ISO Adaptor APP062
 Unit Socket AP1784H
 Dash Plug AP711784H
 Clarion CLA103
 Kenwood KE24
 Pioneer12 PIO130
 Pioneer16 PIO225



PIO225

NISSAN 87' -> 94'

200SX, 240SX, MAXIMA, etc.
 ISO Adaptor APP0121
 Unit Socket AP7551



AP7551

HONDA 86-97'

Civic Prelude Accord, etc.
 ISO Adaptor APP070
 Unit Socket AP1720



AP1720

NISSAN 95'+

200SX, 240SX, MAXIMA, etc.
 ISO Adaptor APP0120
 Unit Socket AP7550
 Dash Plug AP717550



AP717550

HYUNDAI 86-91' EXCELL, SONATA, etc.

ISO Adaptor APP080
 Unit Socket AP1736
 Dash Plug AP711736
 Clarion CLA201
 Kenwood KE30
 Pioneer12 PIO140
 Pioneer16 PIO260



PIO140

SUZUKI

Late Models
 ISO Adaptor APP0130
 Unit Socket AP1130



AP1130

HYUNDAI 91'+ EXCELL, SONATA, LANTRA, etc.

ISO Adaptor APP081
 Unit Socket AP7300
 Dash Plug AP717300
 Clarion CLA202
 Kenwood KE32
 Pioneer12 PIO145
 Pioneer16 PIO265



PIO265

TOYOTA 82-86'

Celica, Supra, Camry, Corolla, etc.
 ISO Adaptor APP0140
 Unit Socket AP1398T
 Dash Plug AP711398T



APP0140

LASER MAZDA FESTIVA PROTOGÉ

Same As Ford EF Above
 ISO Adaptor APP051
 Unit Socket AP7901F
 Dash Plug AP717901F
 Clarion CLA002
 Pioneer12 PIO105
 Pioneer16 PIO245



PIO105

TOYOTA 87'+

Celica, Cruiser, Paseo, MR2, etc.
 ISO Adaptor APP0141
 Unit Socket AP1761
 Dash Plug AP711761
 Clarion CLA601
 Kenwood KE50
 Pioneer16 PIO290



KE50

MITSUBISHI 1 PLUG

LATE MODEL
 ISO Adaptor APP0111
 Unit Socket AP7011
 Dash Plug AP717011
 Clarion CLA302
 Kenwood KE42
 Pioneer12 PIO165
 Pioneer16 PIO285



PIO165

"ISO" HARNESS

Connector to Bare Wire ends with
 EIA Colour. X2 (Power & Speaker)
Female "ISO"
 Code APP7200

Male "ISO"
 Code APP7201



APP7200

APP7201



24VDC TO 12VDC VOLTAGE REDUCERS

NANTRON LINEAR VOLTAGE CONVERTERS MADE IN AUSTRALIA FOR AUTOMOTIVE USE

Provides a regulated, Protected, 13.5Vdc at its rated current load from a 22 → 30Vdc input. Built for rugged environments of vehicles (similar to car amps, etc.) like trucks, RVs, Boats, Farm equipment and the like. Suitable for running communication equipment, audio, Cell phone, etc. Over load, Over current, short circuit protected. Automatically returns to normal function once the fault is remedied. Input protected for voltage spikes, etc. Quality Australian made. Includes instructions.

24 TO 12VDC - 3 AMP

Suit Cellular Phones.
Continuous 3A
135x80x40mm
Code DC24123



24 TO 12VDC - 4 AMP

Suit Car audio.
Continuous 4A
20% Duty Cycle 6A
135x115x50mm
Code DC24125



24 TO 12VDC - 7 AMP

Suit CB & UHF Radio
Continuous 7A
20% Duty Cycle 10A
160x115x50mm
Code DC24127



24 TO 12VDC - 10 AMP

Suit 2 way radio,
VHF, Cellular, etc.
Continuous 10.5A
20% Duty Cycle 15A
225x115x50mm
Code DC241210



24 TO 12VDC - 14 AMP

Suit almost all
HF radio applications.
Continuous 14A
20% Duty Cycle 20A
290x120x60mm
Code DC241214



BATTERY CHARGER

NEW! POWERMASTER SERIES
Complete Lead Acid Battery
Management System!
Input 240VAC. Switchmode.
Output 14.5VDC. 17A Max.!
Charges up to 200Ah batteries.
Code BC240-1217



24VDC TO 12VDC VOLTAGE CONVERTERS

MAXIMISER SWITCHMODE REDUCERS MADE IN AUSTRALIA FOR AUTOMOTIVE USE

Similar to the series above, but with the added advantages of switch mode operation, this is necessary for these very high power demands. Features efficient conversion for a cooler and longer operational life. Compact size for convenient mounting. Soft Start Operation. Ratings are continuous only if installed as per instructions in a well ventilated position. Peak current is generally 10% above this rating, but not recommended. Input voltage spike and incorrect wiring protected. Output is protected from short circuit or if current exceeds circuit limits. Also protected from Earth-loss and thermal. Operates from an input of between 20 → 30Vdc.

24 TO 12VDC - 20 AMP

Size 155x115x65mm
Code DC241220




24 TO 12VDC - 30 AMP

Size 220x115x65mm
Code DC241230



24 TO 12VDC - 50 AMP

Size 440x115x65mm
Code DC241250



ELECTRONIC BATTERY ISOLATOR

FOR AUXILIARY BATTERY CONNECTION MADE IN AUSTRALIA FOR VEHICLE ELECTRICAL SYSTEMS

Connect two batteries to the one charging circuit. The primary battery is for vehicle operation. The Auxiliary battery is for your equipment, eg. the inverters found on these pages. The primary battery is always in the charging circuit. Only when it reaches 13.2V will the auxiliary battery be connected into the charge. The auxiliary battery is disconnected from the primary battery if the primary battery falls below 11.4V. This protects you from two flat batteries!



100A
Code EBI-100

150A
Code EBI-150

200A
Code EBI-200



240V INVERTERS



TRAVELLER SERIES

12 or 24VDC to 240Vac Converters

Made In Australia for highly efficient VEHICLE and ALTERNATIVE ENERGY USAGES

Compact, slim design for 90% efficient converted mains voltage anywhere! To further save battery power, the unit automatically switches on only when an appliance starts drawing current. Protected against over temperature, over load, over current, over voltage by circuitry with fans, buzzer and status indicators for safe, reliable, automatic operation. eg. If the battery voltage drops below 10.7V the buzzer will sound, below 10.5V, the unit will drop into standby mode until voltage resumes! Clever!

240VAC INVERTER - 400W

Vin = 11→15Vdc (20→30VDC)
Vout = 230V AC rms ±5%
Continuous 300W
25 minutes 350W
5 minutes 400W
Surge 500W*
12V INV400-12
24V INV400-24



240VAC INVERTER - 750W

Vin = 11→15Vdc (20→30VDC)
Vout = 230V AC rms ±5%
Continuous 600W
25 minutes 750W
5 minutes 875W
Surge 1250W*
12V INV750-12
24V INV750-24



240VAC INVERTER - 1500W

Vin = 11V → 15V dc
Vout = 230V AC rms ±5%
Continuous 1200W
25 minutes 1500W
5 minutes 1750W
Surge 2500W*
Code INV1500-12



* BEWARE OF SURGE CURRENT LIMIT!

Some appliances have excessive start-up current demands. If these surge currents exceed the maximum listed above ("Surge*") then the inverter will shut down to protect itself. This may happen with fridges, airconditioners, microwave ovens and Fluro lights, etc. General electronic devices, motors, heater elements, etc. are OK (VCRs, Laptops, drills, toasters, etc.) but compressors and Fluroescent lights start with maximum load and some of our customers have reported limitations. This happens especially when the inverter is starting up from standby mode.



DATA SHEETS ARE AVAILABLE

For more information on this GSL-Electronics line of products, Please Enquire! Data sheets are available for any GSL product.



FLURO-INVERTERS

Run fluorecent lamps from a 12V or 24V source. Latest technology and design. Will fit inside the tubes' base housing or optional external cover. Replaces existing ballast. High quality, light weight, compact construction with aluminium base for heat sink. Screw terminals for easy installation. 33KHz Sinewave operation for high efficiency and low current drain. Protection against reverse polarity connection. Available in 20W or 40W, 12V or 24V. Reliable, long lasting construction.



12V INVERTER 20W or 40W

Watt	15-20W	30-40W
V-in	9-15Vdc	9-15Vdc
I-load	1.2A	1.6A
I-idl	0.4A	0.4A
I-max	2.0A	2.0A
Size	130x40x30	150x40
Code	FL12-20	FL12-40



24V INVERTER 20W or 40W

Watt	15-20W	30-40W
V-in	18-28Vdc	18-28Vdc
I-load	0.5A	0.8A
I-idl	0.2A	0.1A
I-max	1.2A	1.5A
Size	110x40x30	150x40x30mm
Code	FL24-20	FL24-40



OPTIONAL COVER TO SUIT

The inverters can be installed inside the Lamps Casing or: Use these Snap fit covers! Reduces noise & hum. Aluminium.
CODE SIZE
FLC110 110x40x35
FLC130 130x40x35
FLC150 150x40x35



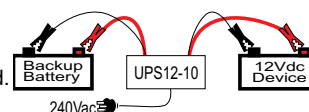
UNINTERRUPTABLE 12V POWER SUPPLY


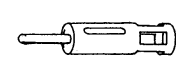
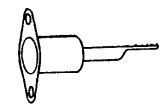
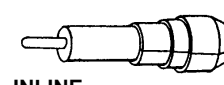
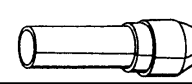
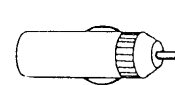
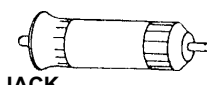
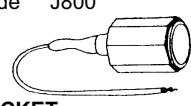
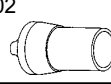



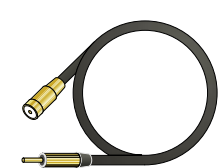

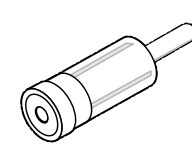












This unit is a 10A 12Vdc power supply with provision for battery backup giving an uninterruptable 12V power source. Highly efficient switchmode technology supplies up to 10A to load and / or battery charging. On mains power failing (or brief over current load) this unit will supply 12V from the freshly charged external backup battery bank. The backup battery/s are not supplied, this allows the user to choose the cells to suit their particular application, eg; Expected down time, Battery cost and size, etc. (See page 11-26 for our lead acid battery range.) Features include complete backup battery charging and management facilities with automatic and instant changeover. low voltage detection for load and battery with status LED. Quality heavy duty construction that's remarkably compact and light for the output power. Reliable, stable with a long service life. Anodised aluminium heatsink casing. Inbuilt cooling fan. Made in Australia. Input and output protected.
Input Voltage 200-240VAC (1.3Amax)
Output Voltage 13.65VDC±2%
Size 240 x 120 x 70mm
Leads supplied.
10A UPS12-10


















YOUR BATTERY

Please choose a backup battery from section 11. Recommend any 12V lead-acid.



<p>EXTENSION</p>  <p>60cm Code CAL60</p> <p>1.2M Code CAL120</p> <p>3.6M Code CAL360</p> <p>5.0M Code CAL500</p>	<p>PLUGS</p> <p>STANDARD Code CAP10</p>  <p>SOCKET Code CAS10</p>  <p>SCREW TYPE Code CAP20</p>  <p>INLINE Code CAS50</p> 	<p>ACCESSORIES</p> <p>PLUG STANDARD Code P801</p>  <p>FUSED Code P810</p>  <p>JACK Code J800</p>  <p>SOCKET Code J802</p> 	<p>NISSAN DOUBLE</p> <p>Diversity Double Pronged Antenna Adaptor</p>  <p>Two Adaptors Supplied Supporting All Applications (Both genders)</p>  <p>10cm</p> <p>Code AP348</p>	<p>UNIVERSAL*</p>  <p>FULLY-AUTO Replaceable Mast Sect. 5 Up 99cm Lead 140cm Chrome Mast Code AP10A</p> <p>Black Mast Code AP11</p>
<p>EUROPEAN</p> <p>Adaptors with Gold Plated plugs & sockets. Change a Standard radio to suit European antenna. Code CAL655</p>  <p>Change European radio to standard Australian socket. Code CAL653</p> 	<p>EUROPEAN</p> <p>Car radio adaptors Change a standard radio to suit a European antenna. Code AD655</p>  <p>Change European radio to standard Australian socket. Code AD653</p> 	<p>FUSE HOLDER</p> <p>Inline types.</p> <p>16AWG MGC/TDL 32x6.35mm fuse. Code FH4</p>  <p>12AWG MGC/TDL 32x6.35mm fuse. Code FH8</p>  <p>14AWG ATC Plug-in fuse. Code JEF703</p>  <p>12AWG ATC Weather proof. Code FH18</p>  <p>FUSES TO SUIT Huge range available. SEE SECTION 2</p>	<p>UNIVERSAL</p> <p>HIGH ANGLE</p> <p>Suit; Hilux Rodeo L'cruiser and much more!</p>  <p>FULLY AUTO Stainless steel mast. High angle. Up 72cm Lead 140cm Code AP22</p>	<p>DELUXE</p> <p>11X Head Kits! Angled 20, 26, 38, 40, 48, 50, 52, 70, etc.</p>  <p>Suit; Alpha Audi Astra Vectra Honda Hyundai Lancia etc...</p> <p>FULLY-AUTO Replaceable Mast Sect. 5 Up 99cm Lead 140cm Code AP178</p>
<p>BOOSTER</p>  <p>Adapts inline to any AM/FM car antenna & boosts. Quality steel box. 12V. Code AP342</p>	<p>TAIL STRAPS</p> <p>Soft bendable anchor straps.</p> <p>340 x 19mm Code TS34019</p> <p>340 x 25mm Code TS34025</p> 	<p>GM MINI PLUG</p> <p>Adaptor Cable 10cm</p> <p>Plug GM Mini</p> <p>Socket Standard Type</p>  <p>Code AP347</p>	<p>UNIVERSAL</p>  <p>SEMI AUTO Stainless steel Mast. Top Cowl. Up 72cm Lead 140cm Code AP24</p>	<p>DELUXE</p> <p>4X Head Kits! Multi-angles. Suits many Vehicles, eg.</p> <p>Hilux 8/88-10/96</p> <p>Rodeo TF 8/88-10/96</p> <p>Land Cruiser 95+</p> <p>Detachable Cable</p>  <p>FULLY-AUTO Replaceable Mast Sect. 5 Up 99cm Lead 140cm Code AP176</p>

<p>COMMODORE VB</p>  <p>VB→VL + 4 Heads suit most cars. Up 99cm Lead 140cm Detachable Code AP10</p>	<p>FALCON</p> <p>For replacing factory fitted auto-antenna</p> <p>OEM replace</p>  <p>EA→ED Semi-Auto Sect. 5 Up 99cm Lead 140cm Code AP2</p>	<p>FALCON</p> <p>For replacing factory fitted lockdown antenna</p> <p>NEW install</p>  <p>EF→EL 6/96+ Fully-Auto Sect. 5 Up 99cm Lead 48cm Code AP5</p>	<p>MAGNA</p>  <p>96+ Fully-Auto Sect. 5 Up 89cm Lead 200cm Code AP179</p>	<p>MERCEDES BENZ</p>  <p>W/C123 Series Fully-Auto Suit 200/D 240D 230E/CE 250 280E/CE 300D Sect. 4 Up 86cm Lead 414cm Code AP16</p>
<p>COMMODORE VN</p>  <p>VN→VS Fully Auto Sect. 5 Up 99cm Lead 50cm Code AP6</p>	<p>FALCON</p> <p>For replacing factory fitted lockdown antenna</p> <p>NEW install</p>  <p>EA→ED Fully-Auto Sect. 5 Up 99cm Lead 48cm Code AP4</p>	<p>HONDA ACCORD</p>  <p>94+ Fully-Auto Sect. 5 Up 99cm Lead 200cm Code AP8</p>	<p>MERCEDES BENZ</p>  <p>W123 Series Fully-Auto Suit 200 230E 250D 260E 300D/E Sect. 4 Up 86cm Lead 414cm Code AP13</p>	<p>MERCEDES BENZ</p>  <p>W126 Series Fully-Auto Suit 260SE 280S/SE/SEL 300SE/SEL 380SE/SEL 420SE/SEL 500SEL 560SEL Sect. 4 Up 86cm Lead 414cm Code AP15</p>
<p>COMMODORE VT</p>  <p>VT→VX Fully Auto Sect. 5 Up 99cm Lead 50cm Code AP7</p>	<p>FALCON</p> <p>For replacing factory fitted auto-antenna</p> <p>OEM replace</p>  <p>EA→ED Semi-Auto Sect. 5 Up 99cm Lead 140cm Code AP3</p>	<p>JAG/DAIMLER</p>  <p>82+ Fully-Auto Sect. 5 Up 100cm Lead 14cm Code AP177</p> <p>MAST ONLY Stainless Code AP258</p>	<p>MERCEDES BENZ</p>  <p>W201 Series Fully-Auto Suit 190 Sect. 4 Up 86cm Lead 414cm Code AP14</p>	<p>* MAST</p> <p>R E P L A C E M E N T</p> <p>Stainless Steel Suit AP2 AP4 AP6 AP10 AP10A Up 99cm Code AP12</p> <p>Black Mast Suit AP11 Code AP260</p> 



**HIGH QUALITY
AUTO
ACCESSORIES**

**ALL AERPRO CAR
ANTENNAE
ARE SUPPLIED
PACKAGED
UNLESS INDICATED
BULK**

UNIVERSAL

Top Cowl
Up 96cm
Lead 122cm
Code AP30



SPRING/BALL

HEAVY DUTY
Sect. 4
Up 190cm
Lead 152cm
Code AP44



GLASS MOUNT

WITH BOOSTER
Up 51cm
Lead 456cm
Code AP104



SIDE MOUNT

Suit Trucks, Vans,
Up 185cm
Sect. 3
Lead 245cm
Code AP90



LOCK DOWN

Sect. 4
Up 75cm
Lead 130cm
DA1-CHI Economy
Bulk. No packaging.
Code CA10

Chrome Plated
Code AP64

Black Anodised
Code AP66B

Stainless Steel
Code AP62



SPRING BASE

Fully Retractable
Sect. 4
Up 122cm
Lead 122cm
Code AP76



SPRING/BALL

**BOOSTER COIL
IN MAST**
Sect. 3
Up 134cm
Lead 127cm
Code AP46



GUTTER MOUNT

SPRING BASE
Stainless Steel
Sect 3
Up 78cm
Lead 198cm
Code AP92



PILLAR MOUNT

Suit Universal
Up 120cm
Sect. 3
Lead 122cm
Code AP120



UNIVERSAL

Lock-Down
Chrome Plated
Two Heads for
both standard
or smaller type
European cars, etc.
Up 95cm
Sect. 5
Lead 1.5M
Code AP63



SPRING/BALL

Sect. 3
Up 120cm
Lead 137cm
STEEL
Code AP40
BLACK
Code AP42B



SPRING BALL

FIBRE GLASS
Sect. 1
Up 152cm
Lead 137cm
Code AP48B



CENTRE ROOF











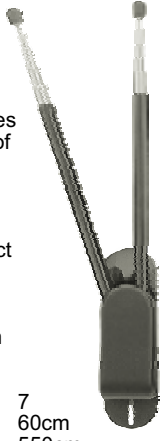




SPRING BASE
Up 80cm
Sect. 4
Lead 200cm
Code AP100




PILLAR MOUNT

Suit Universal
Up 120cm
Sect. 3
Lead 120cm
Code AP122



<p>RUBBER DUCK</p>  <p>Suit Universal Up 37cm Lead 125cm Code AP102</p>	<p>AM / FM and CELLULAR ! ROOF MOUNT 72° tilt.</p>  <p>One Antenna Fibre glass whip for both Dual Band GSM and boosted AM/FM too! Up 40cm Lead 410cm Code AP173</p>	<p>BARINA</p> <p>SEE ALSO SUZUKI</p> <p>ROOF MOUNT</p> <p>MAST ONLY</p> <p>Suit 95/96 Up 41cm Code AP153</p> 	<p>COMMODORE VN</p>  <p>Suit VN→VS Sect. 5 Up 100cm Lead 122cm Code AP70</p>	<p>FALCON AU</p>  <p>AU Up 100cm Lead 50cm Code AP67</p>
<p>STEALTH</p> <p>Try breaking this antenna!</p> <p>Plugs onto rear window demister for boosted AM/FM reception. Mounts under dash. Requires 12V connection.</p>  <p>DEMISTER Lead 260cm Code AP170</p>	<p>HIGH ANGLE</p>  <p>Universal Sweep-back Suit VW Hilux 83-88 etc. Sect. 4 Up 100cm Lead 120cm Code AP60</p>	<p>VECTRA</p>  <p>PILLAR MOUNT</p> <p>MAST ONLY</p> <p>Suit JR-JS 97+ Code AP153A</p>	<p>COMMODORE</p> <p>VN VP VR VS VT</p> <p>MAST ONLY</p> <p>OEM Replace</p>  <p>Original Auto Mast Sect. 5 Up 106cm Suit VN→VT Code AP250</p>	<p>FALCON EA</p>  <p>EA/EB/ED Up 123cm Lead 122cm Code AP68</p>
<p>TV ANTENNA</p> <p>TELESCOPIC TYPE</p>  <p>Includes TWO of these plus cables and connect plugs, etc.</p> <p>3.5mm plug.</p> <p>Sect. 7 Up 60cm Lead 550cm Code AP171</p>	<p>JACKAROO</p>  <p>Suit UBS 81→87 Guard Mount Sect 4 Up 86cm Lead 160cm Code AP78</p>	<p>COMMODORE VB</p>  <p>Suit VB→VL Sect. 5 Up 110cm Lead 122cm Code AP72</p>	<p>COMMODORE VT</p>  <p>Suit VT→VS Sect. 5 Up 98cm Lead 43cm Code AP71</p>	<p>FALCON EF</p>  <p>EF EL 95+ Up 100cm Lead 50cm Code AP69</p>



TELSTAR



AT-AV
87 → 92.
Pillar Mount
Sect. 1
Up 86cm
Lead 130cm
Code AP174

HONDA ACCORD & PRELUDE



Original Auto Mast
Suit 95/96
Code AP251

EXCELL



Suit 94+
Sect. 5
Up 84cm
Lead 24cm
Code AP84

CAMRY



Suit 95/96
Code AP82

LASER

SEE ALSO MAZDA



Pillar Mount
Up 89cm
Lead 208cm
Code AP158

HONDA CIVIC



Prelude 80-82 Accord upto 81
Up 95cm
Sect. 2
Lead 195cm
Code AP124

HONDA CIVIC



Pillar Mount
Up 94cm
Lead 188cm
Code AP132

COROLLA



Pillar Mount
Up 93cm
Sect. 2
Lead 107cm
Code AP138

HILUX / RODEO



Up 90cm
Sect. 4
Lead 124cm
Suit 88+
Code AP77

LASER



KF-KH
Pillar Mount
Sect. 1
Up 92cm
Lead 215cm
Code AP175

HONDA ACCORD



R/H Side Pillar
Accord 81 up
Up 95cm
Sect. 2
Lead 178cm
Code AP128

HYUNDAI EXCELL X2



Suit 90→94
Sect. 5
Up 100cm
Lead 170cm
Code AP83

COROLLA



















Pillar Mount
Up 96cm
Sect. 1
Lead 208cm
Code AP140

LANDCRUISER



Mast Only
Suit OEM
Auto antenna
Suit 95+
Code AP255

<p>LANDCRUISER</p>  <p>Guard Mount Suit 95+ Code AP73</p>	<p>PULSAR</p>  <p>1983 → 1987 Up 137cm Sect. 2 Lead 127cm Code AP164</p>	<p>PULSAR</p>  <p>1996 Up 105cm Sect. 2 Lead 245cm Code AP148</p>	<p>NISSAN PATROL</p>  <p>Original Auto Mast Sect. 5 Up 100cm Suit 89→93 Code AP252</p>	<p>SUBARU</p> <p>LIBERTY WAGON</p> <p>OEM replace</p> <p>90→94 MAST ONLY Replacement for original Sect. 5 Up 99cm Code AP257</p> 
<p>JEEP</p> <p>CHEROKEE 85+</p>  <p>Up 79cm Lead 203cm Code AP168</p>	<p>PULSAR</p> <p>Ford Corsair Econovan</p>  <p>1987 → 1992 Up 89cm Sect. 1 Lead 175cm Code AP146</p>	<p>NISSAN NAVARA</p>  <p>LEFT MOUNT Sect. 4 Up 100cm Lead 170cm Left AP79</p> <p>RIGHT MOUNT Sect. 4 Up 100cm Lead 170cm Right AP80</p>	<p>SUBARU</p>  <p>Sect. 5 Up 97cm Lead 173cm Code AP74</p>	<p>SUZUKI/BARINA</p>  <p>Older models Up 92cm Lead 186cm Code AP150</p>
<p>DATSUN 200B</p>  <p>Pillar Mount Up 128cm Sect. 3 Lead 142cm Code AP142</p>	<p>PULSAR</p>  <p>1992 → 1995 Up 94cm Sect. 2 Lead 215cm Code AP147</p>	<p>NISSAN NAVARA</p>  <p>Suit '93 up Sect. 4 Up 94cm Lead 70cm Code AP81</p>	<p>SUBARU</p> <p>LIBERTY SADAN</p> <p>OEM replace</p> <p>90→94 MAST ONLY Replacement for original Sect. 7 Up 103cm Code AP256</p> 	<p>SUZUKI/BARINA</p>  <p>Suit '92 up Up 92cm Lead 201cm Code AP152</p>



MAGNA



Original Auto Mast
 Sect. 5
 Up 93cm
 Suit 95 → 97
 Code AP253

MAZDA 121



Suit 95+
 Pillar Mount
 Sect 1
 Up 89cm
 Lead 208cm
 Code AP159

MAZDA 626



Pillar Mount
 Suit 80→85
 Up 89cm
 Lead 208cm
 Code AP160

27MHZ CB

Stainless Steel or fibreglass whips are available in long or short, also in heavy-duty & spring base.

For our range of CB Accessories See Section 17



MAGNA



85/91
 Up 92cm
 Lead 264cm
 Code AP154

MAGNA



96+
 Sect. 4
 Up 84cm
 Lead 270cm
 Code AP88

MAZDA 323 85+



Pillar Mount
 Up 89cm
 Lead 208cm
 Code AP158

MAZDA 626



Mast Only
 Suit 95+
 Up 97cm
 Code AP254

477MHZ CB

Stainless Steel whips are available in long or short, also in heavy-duty & spring base, Ground independent



For our range of CB Accessories See Section 17



MAGNA



91 → 94
 Up 90cm
 Lead 269cm
 Code AP156

PAJERO



Suit 80→93
 Guard Mount
 Sect 4
 Up 86cm
 Lead 160cm
 Code AP78

MAZDA 323 86+



4 Door
 ALSO SUIT MANY OTHER JAP' CARS

CHARADE TOYOTA PRELUDE ACCORD ETC...

SEE X-REF PAGE→

Pillar Mount
 Up 96cm
 Lead 200cm
 Code AP166

AERPRO

THIS RANGE WILL CONTINUE TO EXPAND AS NEW CAR MODELS APPEAR

IF YOU REQUIRE AN ANTENNA NOT LISTED, OLD OR NEW,

PLEASE ENQUIRE!



MOBILE PHONE

We stock a large range of Analogue & Digital Cellular Antennae.



Thru-glass Magnetic base boot mount Heavy duty Ground Independent Replacement type

For our full Range See Section 17



The following list has been compiled from outside information. Updated Nov 2000. Please inform us of any additions or corrections. Thank You.

VEHICLE / MODEL	Code	OEM Part #
ALFA ROMEO		
All Models	AP178	Full Auto
AUDI		
All Models	AP178	Fullv Auto
CHRYSLER		
Jeep Cherokee. 85 On	AP168	Flush Guard Mount
DAEWOO		
Cielo 3dr & 5dr Hatch (4/96 ON)	AP153	96233605
DAIHATSU		
Charade G100 (Up to 92)	AP166	86310-87102
Feroza 92 ON	AP166	86300-87607
FORD		
Coursair UA (11/89 - '92)	AP146	28205J8000
Econovan 95-96	AP146	Pillar Mount
Fairlane NA. NC. 6 / 88+ Full Auto	AP2	NB 18813A
Fairlane NA. NC. 6 / 88+ Mast Only	AP12	EA 18814 A
Falcon AU	AP67	Lock-Down Tvpe
Falcon EF. EL 94 ON	AP3	Replaces OEM
Falcon EF. EL 94 ON	AP5	Upgrade Tvpe
Falcon EF. EL. 95 ON	AP69	EF18813A Lockdown
Falcon EA. EB. ED. 2/88 - 6/94	AP2	NB 18813A
Falcon EA. EB. ED. 2/88 - 6/94	AP4	Upgrade Tvpe
Falcon EA. EB. ED. 2/88 - 6/94	AP12	EA 18814 A Mast
Falcon EA. EB. ED. 2/88 - 6/94	AP68	90DA18828AA
Falcon XA. XB. XC. XD. XE. XF	AP30	R6328
Falcon XA. XB. XC. XD. XE. XF	AP64	R6329
Laser KA. KB. 2 / 81- 9/ 85	AP160	BOO 166930
Laser KC. KE. 10 / 85 - 2 / 90	AP158	B 09566930A
Laser KF. KH.	AP175	Pillar Mount
Maverick 60 series	AP252	28215 F 6506
Meteor GA. GB. 2 / 82- 10 / 91	AP160	B00166930
Meteor GC. 10 / 85- 9/ 87	AP158	B 09566930A
Spectron Van 1 / 86- 90	AP142	S52066930
Telstar 80-85	AP158	Pillar Mount
Telstar 85-89	AP160	Pillar Mount
Telstar AT. AV	AP174	Pillar Mount
HOLDEN		
Apollo JK. JL. 8 / 89 - 3 / 93	AP138	8630032101
Apollo JM. 4 / 93- 9/ 94	AP82	8630033020
Apollo JM.JP(10/94-97)	AP82	8630033210
Astra LB. LC. 8 / 84- 6 / 87	AP164	2820501M00
Astra LD. 7 / 87- 7 / 89	AP146	2820560 A10
Astra TR. TS (GSI)	AP153	90566812
Barina MB. ML. 2 / 85-11 / 88	AP150	3925082000
Barina MF. MH. 12 / 88-95	AP152	3925060 BOO
Barina SB. Citv. Swino. Jov. GSF	AP153	90566812
Barina SB (Cabric)	AP70	92034730
Calibra YE. 9 / 91 ON	AP153	90566812
Camira JB. JE. 8 / 82-7 / 89	AP72	92035031
Commodore VB. VC. VH. VK. VL.	AP10	Automatic
Commodore VB. VC. VH. VK. VL.	AP12	Mast only
Commodore VB. VC. VH. VK. VL.	AP72	92035031
Commodore VN. VP. VR. VS.	AP6	92039875
Commodore VN. VP. VR. VS.	AP12	Mast Only
Commodore VN. VP. VR. VS.	AP250	92140232
Commodore VN. VP. VR. VS.	AP70	92034730
Commodore VT 96 ON	AP71	92047969
Drover QB. 2 / 85 ON	AP122	3925080C00
Gemini TX. TG. 3 / 75-4 / 85	AP30	2824959 (NLA)
Gemini TX. TG. 3 / 75-4 / 85	AP64	9943442
Gemini TX. TG. 3 / 75-4 / 85	AP62	LockDown
Holden WB. 11 / 48-4 / 85	AP30	2824959 (NLA)
Holden WB. 11 / 48-4 / 85	AP64	9943442
Holden WB. 11 / 48-4 / 85	AP62	LockDown
Holden Up to 78	AP22	Auto Universal
Jackaroo UBS. 12 / 81-2 / 87	AP142	8943364620
Jackaroo UBS. 4 / 92 ON	AP78	8970691071
Nova LE. LF. 7 / 89-8 / 94	AP140	8630012381
Nova LG. 9 / 94 ON	AP138	8630012390
Nova LG. 3/95-	AP138	8630012391
Rodeo KB. 3 / 87-7 / 88	AP142	8944051350
Rodeo TF. 8 / 88-10 / 96	AP77	8944344903
Rodeo TF. 11/96 -	AP77	8971118411
Scurr NB. 7 / 85 ON	AP122	3925080C00
Shuttle WFR. 6 / 86 ON	AP142	8943364620
Torana HB. UC. 5 / 67-79	AP30	2824959 (NLA)
Torana HB. UC. 5 / 67-79	AP62A	9943442
Vectra JR. JS (GL Hatch only)	AP153A	90566812
HONDA		
Accord Pre 94 Silver Base	AP128	39150-672-013
Accord Pre 94 Black Base	AP166	39150-SA5-307
Accord 95-96 Mast Only	AP251	39152-SR4-003
Accord Pre 94 Auto	AP178	Fullv Automatic
Accord Inteara 94 ON Auto	AP8	Fullv Automatic
Accord Inteara 94 ON Mast Only	AP12	Mast & Rope
Civic 73-85	AP124	39150-SB2-004
Civic 92+ Pillar Mount	AP132	39150-SR3-003
Ledend 89-91 Mast Only	AP251	Mast & Rope
Prelude 83 Silver Base	AP128	39150-SB0-701
Prelude 83 Black Base	AP166	39150-SB0-701
Prelude 83 Fully Auto	AP22	39156-SB0-701
HYUNDAI		
Excel 86-89	AP62A	96210-24800
Excel 90- 2 / 94	AP83	96210-24800
Excel 3 / 94 ON	AP84	96210-22901
Lantra 6/95 up	AP84	96210-29050
Lantra 92 to 6/95	AP83	
Sonata	AP178	Fullv Automatic
JAGUAR / DAIMLER		
XJ6, XJ12, Fully Auto	AP177	Mast=AP258

LANCIA		
All Models	AP178	Fullv Auto
MAZDA		
121. 95+	AP159	Pillar Mount
323. 80-85	AP160	B00166930
323. 86+	AP158	B09566930A
323 4 Door. 86	AP166	Pillar Mount
323. 626. 93+ Mast & Rope Only	AP254	BO5A66A30
626. 80-85	AP160	B0016693066A30
626. 85-89	AP158	G13866930A
929. RX7 (FC) Automatic	AP10	FB0166930A
Van	AP146	Pillar Mount
MERCEDES		
Many models (universal head type)	AP178	Fullv Auto
W201 Series 87+, 190, etc.	AP14	Fullv Auto
WC123 Series, 200, 230, 240, 250, etc.	AP16	Fullv Auto
W123, W124 Series, (200-300 Pre 88) etc.	AP13	Fullv Auto
W126 Series. 260 280 300 380 480 (SE-SEL)	AP15	Fullv Auto
MG		
MGB 97-98	AP153	Mast Only
MITSUBISHI		
Galant HG. HH. 88-93	AP154	MB541952
Galant 92+	AP10	Fullv Auto
Lancer CA 88 ON	AP154	MB541862
Lancer CB	AP154	MB541952
Lancer CC	AP154	MB818512
Van L300 6/90 ON	AP122	MB686527
Maona TN. TP. 88-90	AP154	AW308701
Maona TR. TS. 91-96	AP156	AW332067
Maona. TE. 4 / 96+ Mast Only	AP253	MR900555
Maona. 96+	AP88	MR900261
Maona. 96+ Fullv Auto	AP179	Mast=AP12 or 260
Mirage. 88+	AP154	MR194611
Nimbus 6/91 Onwards	AP132	MB666742
Paiero Push-Down	AP78	MB306940
Paiero Mast-Only	AP253	Mast & Rope
Triton Ute (MK) 96+	AP122	MR141344
NISSAN		
Bluebird. 81-86 Pillar Mount	AP120	27960-V9600
Datsun. 180B Pillar Mount	AP142	27960-U7400
Datsun. 200B Pillar Mount	AP142	27960-U7400
Datsun. 200SX Mast Only	AP252	28215-F6506
Datsun. 300ZX Mast Only	AP252	28215-F6506
Maxima. J30 Mast Only	AP252	28215-F6506
Navara Left Hand Mount 86-87	AP79	B8205-15G00
Navara Right Hand Mount 87-92	AP80	28206-15G10
Navara Right Hand Mount 92 ON	AP81	28206-55G00
Pathfinder. 8/87-7/92	AP80	
Pathfinder. 7/ 92+	AP81	
Patrol. 87-97 Mast Only	AP252	28215-F6506
Paintara. U12. 89-92 Pillar Mount	AP146	28205-J8000
Pulsar N12. 83-87 Pillar Mount	AP164	28205-O1M00
Pulsar. N13. 87-92 Pillar Mount	AP146	28205-60A10
Pulsar. N14. 92-96 Pillar Mount	AP147	28208-68C07
Pulsar. 96+ Pillar Mount	AP148	
PROTON		
Proton. 88 ON Pillar Mount	AP154	PW51641
RANGE ROVER		
1988+	AP177	Fullv Auto
SUBARU		
Subaru Push Down	AP74	86321-GA090
Liberty Sedan 90-94 Mast Only	AP256	Mast & Rope
Liberty Wagon 90-94 Mast Only	AP257	Mast & Rope
SUZUKI		
Sierra SJ50. SJ70. 84-96	AP122	39250-80C00
Swift SA. 85-11 / 88	AP150	39250-82000
Swift SF. 12 / 88- 95	AP152	39250-60B00
Swift Cinc. 95 ON	AP152	39250-60B00
Vitara JLX 96 ON	AP146	3925060A00
Vitara JLX Tvpe 2 & 3	AP146	3925060A00
TOYOTA		
Camrv SV21. 89-92	AP138	86300-32101
Camrv 92+ (Wide Bodv)	AP82	86300-33020
Corolla AE82. 85-12/ 88	AP140	86300-12242
Corolla Seca. 88-92	AP166	86300-12320
Corolla Sedan & Hatch. 92 ON	AP138	86311-12381
Corolla Seca 88-92	AP166	86300-12320
Corolla Seca 92+	AP138	86300-12391
Corona UP to 6/83	AP140	86300-YA010
Hi-Ace Van 95-96	AP140	86300-20121B
Hilux. 83-88	AP60	Pillar Mount
Hilux, 89+	AP60	86300-89114
Hilux, 89+	AP77	86300-89123
Hilux. 89+ Fullv Auto	AP176	Mast=AP12
Landcruiser. 95+ Lock Down	AP73	86300-60020
Landcruiser. 95+ Fullv Auto	AP176	Replacement
Landcruiser. 95+ Mast & Rope	AP255	OEM Tvpe Mast
Lexcen VN.VP.VR.VS 8/88-8/97	AP6	92039875
Lexcen VN.VP.VR.VS 8/88-8/97	AP12	Fullv Auto
Lexcen VN.VP.VR.VS 8/88-8/97	AP70	92034730
Lexcen VN.VP.VR.VS 8/88-8/97	AP250	92140232
Starlet IMPORTED MODEL	AP60	LockDown
Starlet Pillar Mount	AP138	Pillar Mount
VOLVO		
Most Models - Use old head kit	AP16	Fullv Auto
VOLKSWAGEN		
Beetle LockDown	AP60	AC384020B
PASSAT , GL Mast Only	AP153	445051560

